

FEED THE FUTURE INNOVATION LAB FOR LIVESTOCK SYSTEMS

Engager les Parties Prenantes dans Votre Projet de Recherche

Instructions d'Inscription

Section 1 – Étapes pour s'inscrire:

Étape 1: Cliquez sur le lien ci-dessous.

<https://ifas-livestock-innovation-lab.catalog.instructure.com/browse/engaging-stakeholders-in-research-projects/courses/how-to-keep-stakeholders-engaged-in-your-research-project>

Étape 2: Cliquez sur **ENROLL**.

UF IFAS Extension UNIVERSITY OF FLORIDA Login



How to Keep Stakeholders Engaged in Your Research Project

Self-paced

ENROLL

This free online course encourages researchers to interact positively with their stakeholders over the lifetime of their projects. Organized into five short modules, *How to Keep Stakeholders Engaged in Your Research Project* features both English and French presentations and lectures from Dr. Renata Serra, the leader of our Enabling Environment cross-cutting theme, and research assistant Pierre William Blanc from the Center for African Studies, University of Florida. The two-hour course is supported by Florida's extension service provided by the university's Institute of Food and Agricultural Sciences (IFAS). Participants can earn a certificate of completion. If you have any questions about the course, please contact Dr Renata Serra at rserra@ufl.edu or Pierre William Blanc at pwilliam.blanc@ufl.edu

Sign up for this course today!

ENROLL

Étape 3: Entrez vos informations et remplissez le formulaire ci-dessous pour vous inscrire, puis cliquez sur **Register New Account**. Vous recevrez un email après votre inscription.



How to Keep Stakeholders Engaged in Your Research Project

Self-paced Course

Sign in to Enroll

Don't have an account? Sign up here!

Full Name

Enter Full Name

Email

Enter Email

Confirm Email

Enter Email

I agree to the [Acceptable Use Policy](#) and acknowledge the [Privacy Policy](#).


I'm not a robot



Register New Account

Étape 4: Cliquez sur le lien ci-dessous, puis cliquez sur **ENROLL**.

<https://ifas-livestock-innovation-lab.catalog.instructure.com/browse/engaging-stakeholders-in-research-projects/courses/how-to-keep-stakeholders-engaged-in-your-research-project>



UF IFAS Extension UNIVERSITY of FLORIDA Login

FREE

RESEARCH FOR DEVELOPMENT

EVIDENCE-BASED POLICIES

STAKEHOLDER ENGAGEMENT

COMMUNICATE & SHARE

How to Keep Stakeholders Engaged in Your Research Project

Self-paced

ENROLL

This free online course encourages researchers to interact positively with their stakeholders over the lifetime of their projects. Organized into five short modules, *How to Keep Stakeholders Engaged in Your Research Project* features both English and French presentations and lectures from Dr. Renata Serra, the leader of our Enabling Environment cross-cutting theme; and research assistant Pierre William Blanc from the Center for African Studies, University of Florida. The two-hour course is supported by Florida's extension service provided by the university's Institute of Food and Agricultural Sciences (IFAS). Participants can earn a certificate of completion. If you have any questions about the course, please contact Dr Renata Serra at rserra@ufl.edu or Pierre William Blanc at pwilliam.blanc@ufl.edu

Sign up for this course today!

ENROLL

Étape 5: Cliquez sur **Sign in to Enroll**.



How to Keep Stakeholders Engaged in Your Research Project

Self-paced Course

[Sign in to Enroll](#)

Don't have an account? [Sign up here!](#)

Full Name

Enter Full Name

Email

Enter Email

Confirm Email

Enter Email

I agree to the [Acceptable Use Policy](#) and acknowledge the [Privacy Policy](#).

I'm not a robot



[Register New Account](#)

Étape 6: Saisissez votre adresse **Email** et votre **Password** , puis cliquez sur **Log In**
OU
cliquez sur **Forgot Password** pour demander un nouveau mot de passe.



[Browse courses](#)

Email

Password

Stay signed in

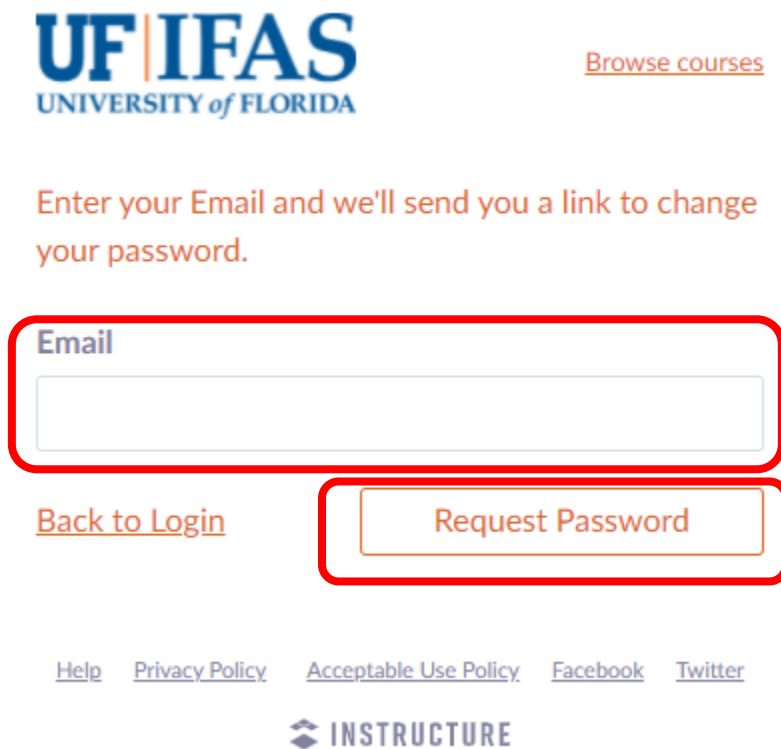
[Forgot Password?](#)

Log In

[Help](#) [Privacy Policy](#) [Acceptable Use Policy](#) [Facebook](#) [Twitter](#)



Étape 7: Si vous cliquez sur **Forgot Password**, entrez la même adresse email que vous avez utilisée pour vous inscrire et cliquez sur **Request Password**.



UF IFAS
UNIVERSITY of FLORIDA


[Browse courses](#)

Enter your Email and we'll send you a link to change your password.

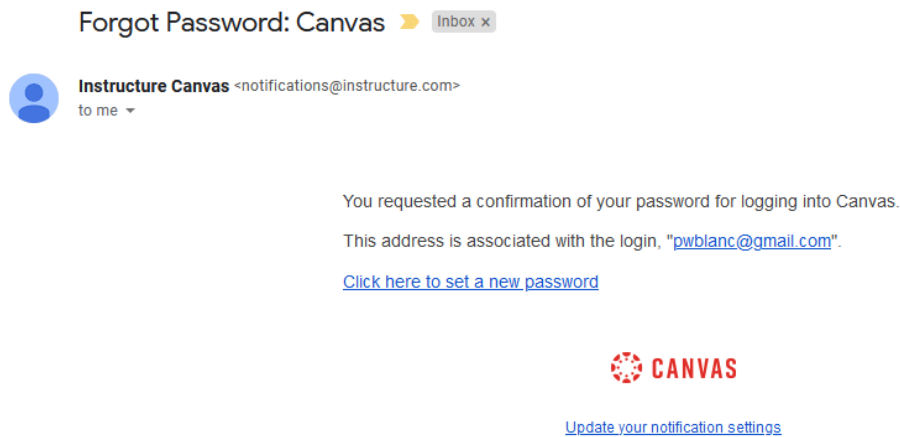
Email

[Back to Login](#) [Request Password](#)

[Help](#) [Privacy Policy](#) [Acceptable Use Policy](#) [Facebook](#) [Twitter](#)

 **INSTRUCTURE**

Étape 8: Vérifiez votre boîte de réception et cliquez sur le lien pour définir un nouveau mot de passe.



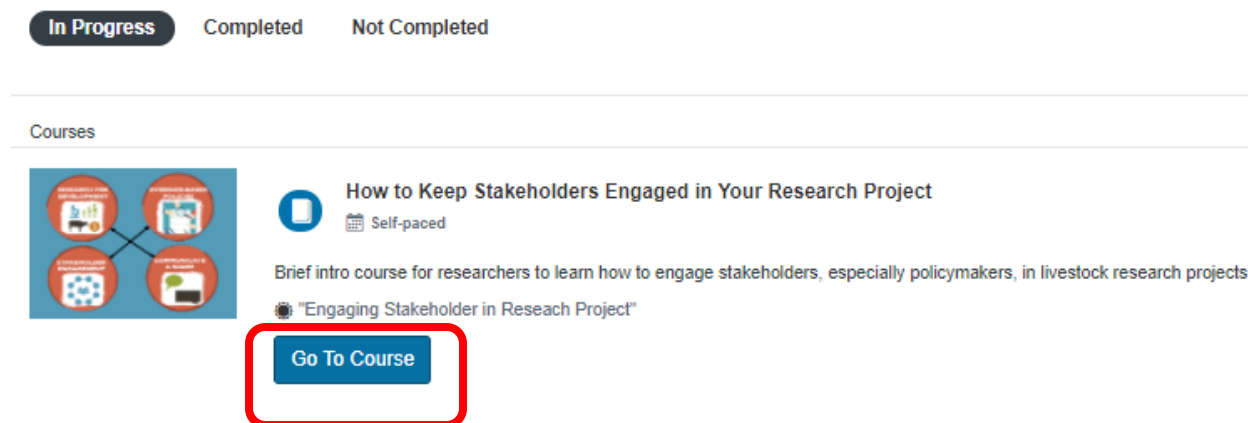
Étape 9: Cliquez sur **Back to Login**, puis entrez ton **Email** et **Password** , puis cliquez sur **Log In**.



The login form for UF IFAS includes the following elements:

- UF IFAS UNIVERSITY of FLORIDA** logo and [Browse courses](#) link.
- Email** input field.
- Password** input field.
- Stay signed in
- [Forgot Password?](#) link.
- Log In** button.
- Footer links: [Help](#), [Privacy Policy](#), [Acceptable Use Policy](#), [Facebook](#), [Twitter](#).
- INSTRUCTURE** logo.

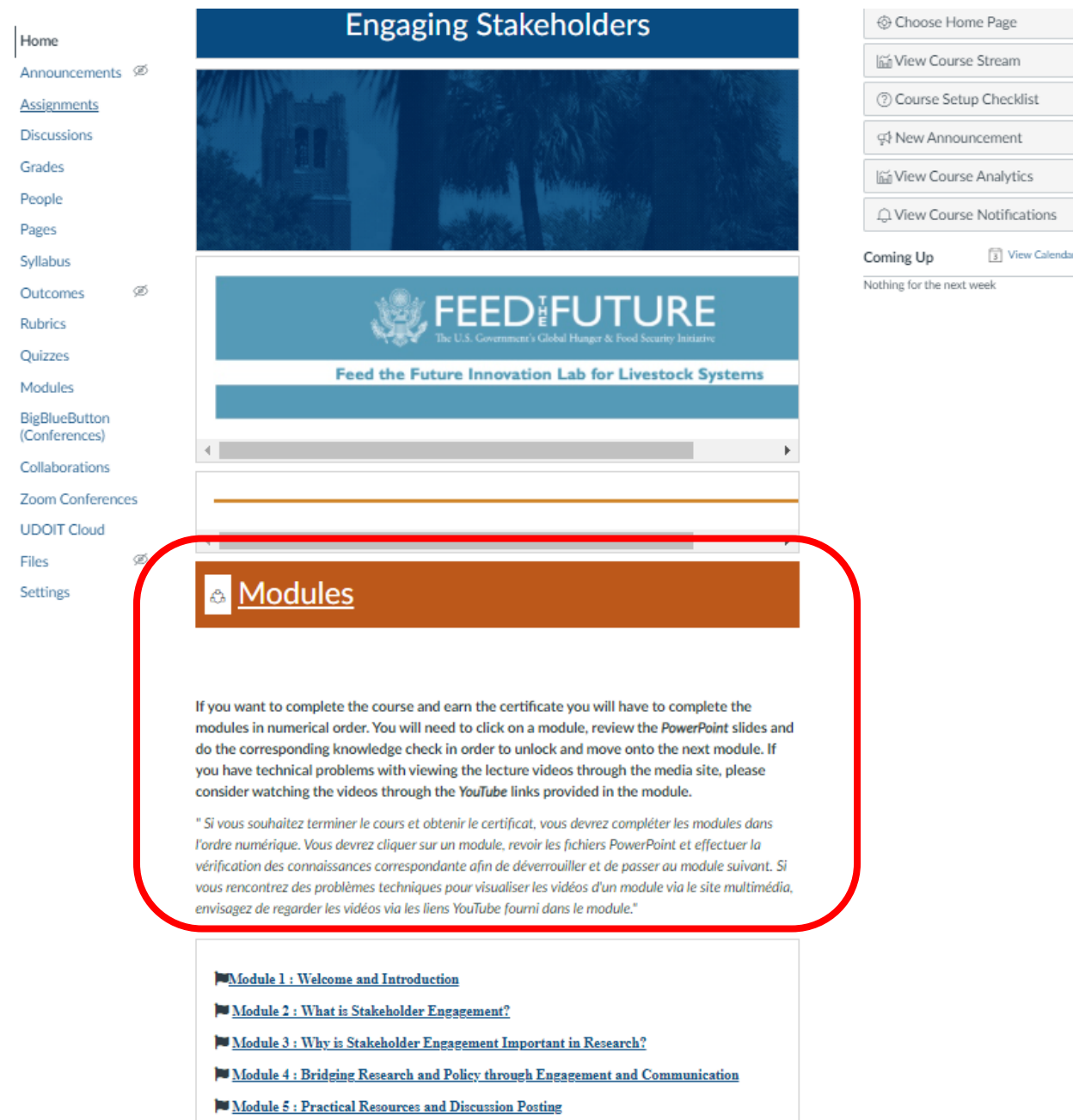
Étape 10: Cliquez sur **Go To Course**.



The course selection interface includes the following elements:

- Filter tabs: **In Progress** (selected), **Completed**, **Not Completed**.
- Courses** section header.
- Course card for **How to Keep Stakeholders Engaged in Your Research Project**, which is **Self-paced**.
- Course description: **Brief intro course for researchers to learn how to engage stakeholders, especially policymakers, in livestock research projects.**
- Course ID: **"Engaging Stakeholder in Reseach Project"**.
- Go To Course** button.

Étape 11: Lisez les informations sur les **Modules** ci-dessous pour commencer le cours.



The screenshot shows a course page for "Engaging Stakeholders". On the left is a navigation menu with items like Home, Announcements, Assignments, Discussions, Grades, People, Pages, Syllabus, Outcomes, Rubrics, Quizzes, Modules, BigBlueButton (Conferences), Collaborations, Zoom Conferences, UDOIT Cloud, Files, and Settings. The main content area has a header "Engaging Stakeholders" and a banner for "FEED THE FUTURE The U.S. Government's Global Hunger & Food Security Initiative Feed the Future Innovation Lab for Livestock Systems". A red circle highlights a "Modules" section containing the following text:

If you want to complete the course and earn the certificate you will have to complete the modules in numerical order. You will need to click on a module, review the PowerPoint slides and do the corresponding knowledge check in order to unlock and move onto the next module. If you have technical problems with viewing the lecture videos through the media site, please consider watching the videos through the YouTube links provided in the module.

" Si vous souhaitez terminer le cours et obtenir le certificat, vous devrez compléter les modules dans l'ordre numérique. Vous devrez cliquer sur un module, revoir les fichiers PowerPoint et effectuer la vérification des connaissances correspondante afin de déverrouiller et de passer au module suivant. Si vous rencontrez des problèmes techniques pour visualiser les vidéos d'un module via le site multimédia, envisagez de regarder les vidéos via les liens YouTube fourni dans le module."

Below the text is a list of five modules:

- [Module 1 : Welcome and Introduction](#)
- [Module 2 : What is Stakeholder Engagement?](#)
- [Module 3 : Why is Stakeholder Engagement Important in Research?](#)
- [Module 4 : Bridging Research and Policy through Engagement and Communication](#)
- [Module 5 : Practical Resources and Discussion Posting](#)

On the right side of the page, there are several utility buttons: Choose Home Page, View Course Stream, Course Setup Checklist, New Announcement, View Course Analytics, View Course Notifications, and a "Coming Up" section with a "View Calendar" link and the text "Nothing for the next week".